

# iCall\_Satisfy满意度调查安装使用指南

iCall

iCall\_Satisfy

## 第一步：制作满意度调查语音文件

	VocTool.exe		iCall_Satisfy
2			
<b>PiSatisfy</b>		"	
	1	2	3
<b>PiThanks</b>		"	0
			"
PiSatisfy	PiThanks		

## 第二步：iCall\_Satisfy系统安装及配置

iCall\_Satisfy  
Agent.udl PI\_Satisfy.udl  
PISatisfy.mdb  
PISatisfyEx.dll  
Satisfy.exe  
SatisfyTotal.exe

### (1) 服务器端安装与配置

	iCall_Satisfy		Agent.udl	PI_Satisfy.udl	PISatisfy.mdb
PISatisfyEx.dll	Satisfy.exe	SatisfyTotal.exe	6		
...\Chainall\Machine\ 2		Agent.udl		IP	PI_Satisfy.udl
		...\Chainall\Machine\PISatisfy.mdb			
Satisfy.exe					iCall
Server					

## (2) 客户端安装与配置

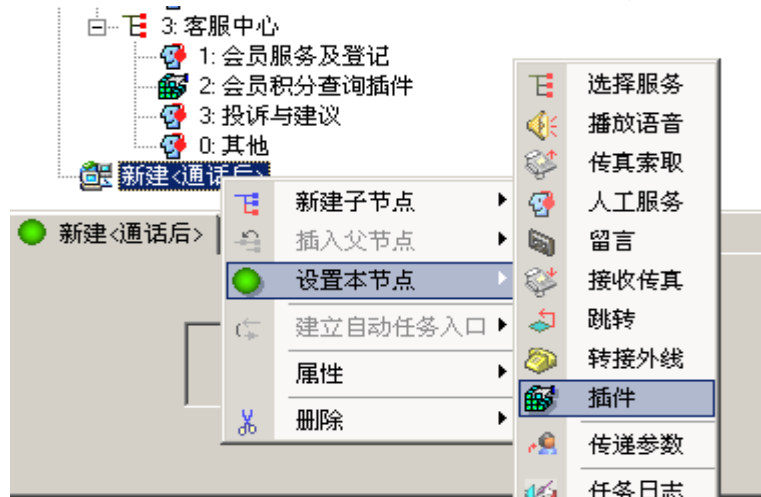
SatisfyTotal.exe

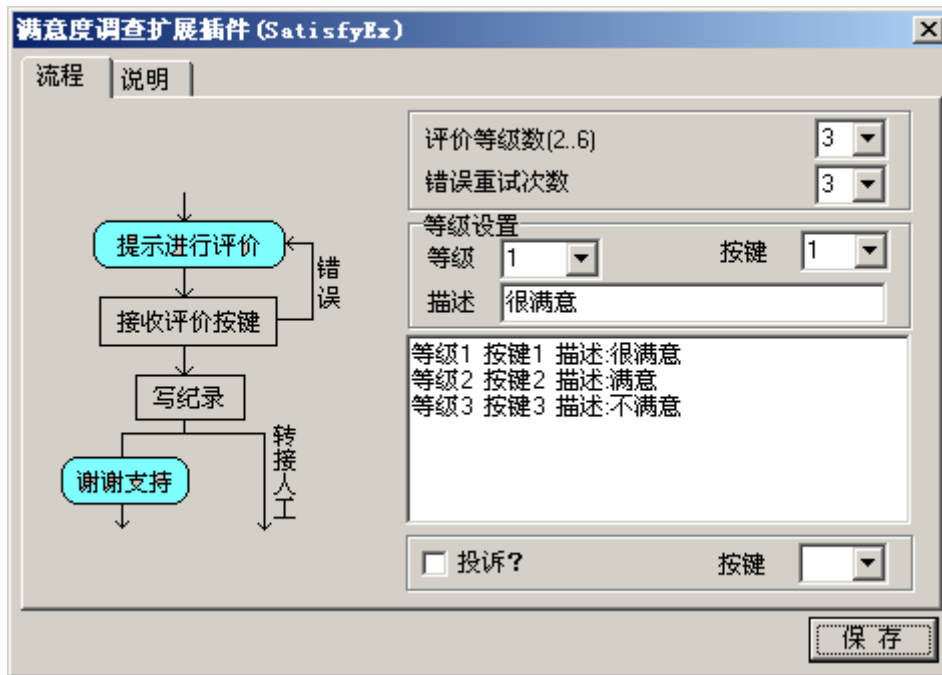
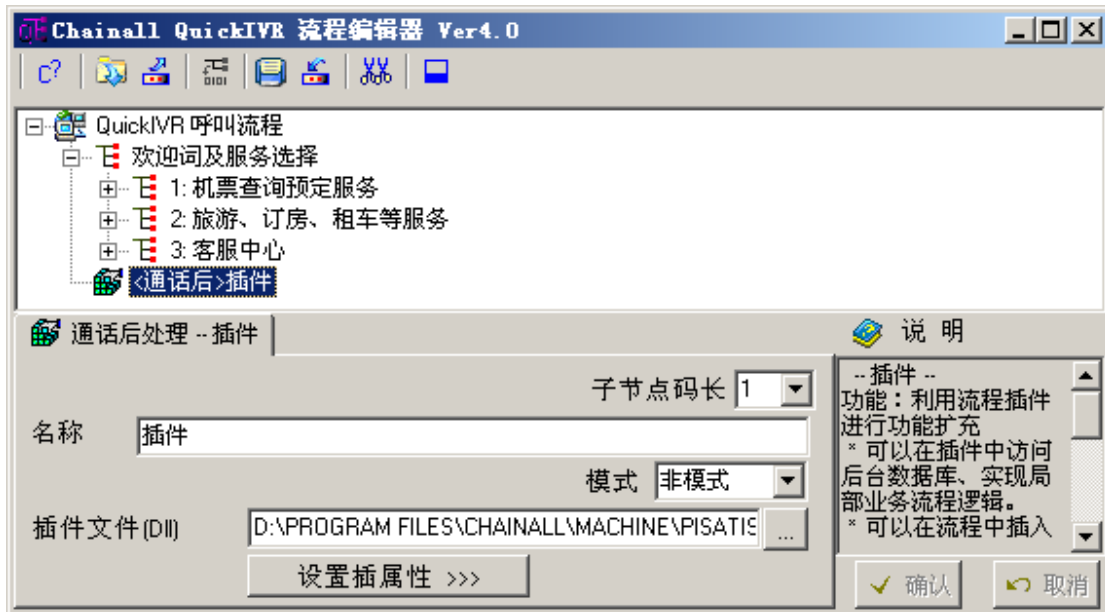
...\Chainall\Machine\

### 第三步：制作满意度调查流程



...\Chainall\Machine\ PISatisfyEx.dll





" "

#### 第四步：满意度调查结果查询统计管理

SatisfyTotal.exe

...\Chainall\Machine\